

HOW TO START A HOUSE AND OFFICE CLEANING BUSINESS



How to Start a House and Office Cleaning Business

Copyright © 2011 by Mary de Cobos

Cover and layout by: Rafael Cobos

All rights reserved. No part of this manual may be reproduced in any form by any electronic or mechanical means including photocopying, recording, or information storage and retrieval without permission in writing from the author.

Website

www.cleaningmasterclass.com
www.cleaningbusinessinabox.com
Email: info@cleaningmasterclass.com

Disclaimer

The author, publishers and all other persons engaged in the production of this manual including affiliates, will not accept liability for any loss of income in connection with reliance on the information thus provided. The contents are provided for general information, concurrent with generally accepted practice, but it is for the user of the contents to apply the information at their own discretion. No warranty is given as to the accuracy of the information provided, except those warranties which are required to be provided under applicable laws of the country of purchase.

The author, publisher and all persons associated with the production of this manual would advise that in cases of doubt or dispute that the user obtain professional advice.

Contents

Introduction	6
Cleaning Products and Equipment	8
What Is Clean And Why It Is Important	8
What To Buy - Equipment	8
Which Detergent To Buy?	11
Acids	12
Other Products	12
Understanding the Cleaning Process	14
Application	14
Dwell Time	14
Rinsing Off	15
On Scrubbing	15
Deep Cleaning	18
Deep Cleaning – Stage 1	18
In Each Bedroom	18
In Each Bathroom And Shower	19
Following on to the hallway and stairs - Stage 2	20
Downstairs Rooms	21
In The Kitchen	22
At The End Of The Clean	22
Tips and Hints	24
To Help You Get That Finish	24
Cleaning Wooden Floors	24

How To Clean Your Windows	25
More On Stones, Marbles, Granite, Limestone, Sandstone	25
How To Clean Tv's, Computers	25
Carpets And Upholstery	26
Vinyl And Thermoplastic Floors	30
Mattress Cleaning	34
Stain Removal Chart	36
Oven Cleaning	37
Dealing With Customers	38
Paying For Cleaning Services	38
Be Utterly Dependable	39

Intentionally Blank

Introduction

This area is where most of the work is to be found. Here's where you have most of your beginning cleaning and for most people this is where it stops. This work can be quite satisfying but there are still things to learn which are missing from many people's itinerary. Here is where you learn.

There is a lot of routine work in these areas so this appeals to many who have a few hours per day to spare. You may not need the strict standards of a builder's clean or a food factory clean but you should consider fairly high standards – higher at least than most people can achieve.

Where do you start?

How To Clean

It is almost guaranteed that you do not know how to clean. Here, to start with, we are going to show you how.

If you really know how to clean, then you will know how fast it can be done. And also for fast, also read thoroughly. Indeed there are two types of fast - skimmingly underdone and thoroughly done properly. We will show you how to do the latter. We don't do underdone, and neither should you.

Beware Other People!

However, fast cleaning means that you do not exhaust yourself, those old attitudes are still very prevalent. We have spent a long time showing people that cleaning should never take time up unnecessarily, but should result in a superb finish

As we have said before, fast as in thoroughly and done properly. This method does not use household hints, which are no use at all to you. That is picking at it. You can clean a bit here or a bit there, which is what we think you have been doing up until now, and that is why your housecleaning is, at the moment, such hard work.

When you clean someone else's property, you cannot clean areas as you yourselves would usually approach housework, and this is the reason why so many cleaning businesses fail

You have to have a different approach bearing in mind that time and cost enters into the picture. But above all is the appearance and customer satisfaction which should lead to delight, which should then lead to repeat orders. You do not get this by cleaning house as your customers would, you need a completely different approach - much more professional, and what is wrong with you taking the same approach?

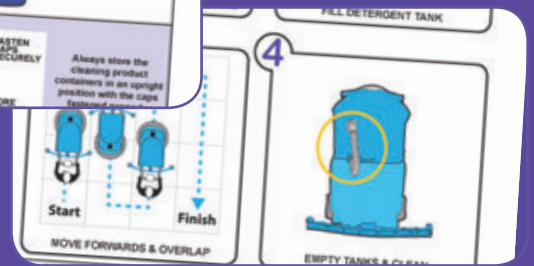
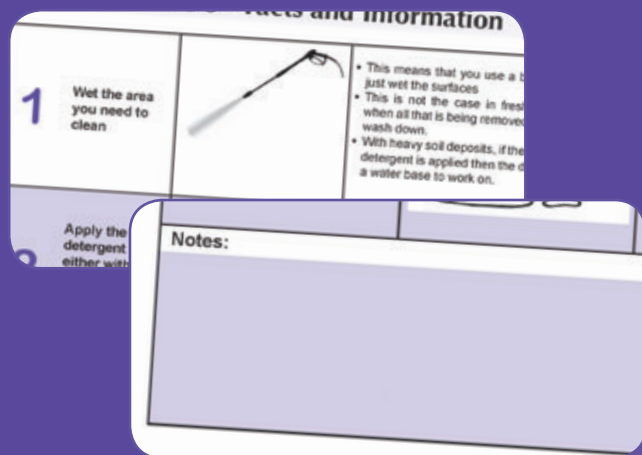
Look At Things Differently!

Buildings are in fact a collection of different materials joined together. Walls are brick, lined with plasterboard and painted. A bathroom is probably plasterboard which is covered in ceramic tiles, but you will also have a ceramic or plastic bath, a stainless steel sink in the kitchen. You will see wooden doors and wooden or plastic furniture. You may also see marble or granite surfaces, clay floors, glass at the windows and the lamps. You need to know how to clean them all.


Graphic Based



Integrated Instructions



Fully Customisable



Cleaning Masterclass

Cleaning Information Cards